

ADVANCING

the supply chain industry

a presentation for Experts

SHARED SENSE OF PURPOSE

ABOUT US

Your purpose is our mission!

We learn to understand,
compliment it with leading industry
expertise, develop the mutual path to
success, ensure implementation
through execution.

Together we are impactful!



Jochen Pirklbauer

OWNER & FOUNDER

I have been specializing in the Global Ocean Freight market for more than 35 years in a variety of leadership functions in international freight forwarding corporations around the globe.

In 2020 I have decided to found my own company for the purpose to share my expertise and advise customers on their individual journey utilizing my abilities to implement and generate impact.


Ever since I have advised multiple, well recognized, international supply chain leaders in developing their strategy, organization, AI & digitalization journey.



 SCAN ME

AI

Impactful Solutions



AI – Simplified

Solutions & Transparency for Logistics & Supply Chain Management

FCL Lifting Hub

AI powered Bill of Lading content for analytics & pre-dictions, structured & standardized in customizable dashboard

Global Tracking

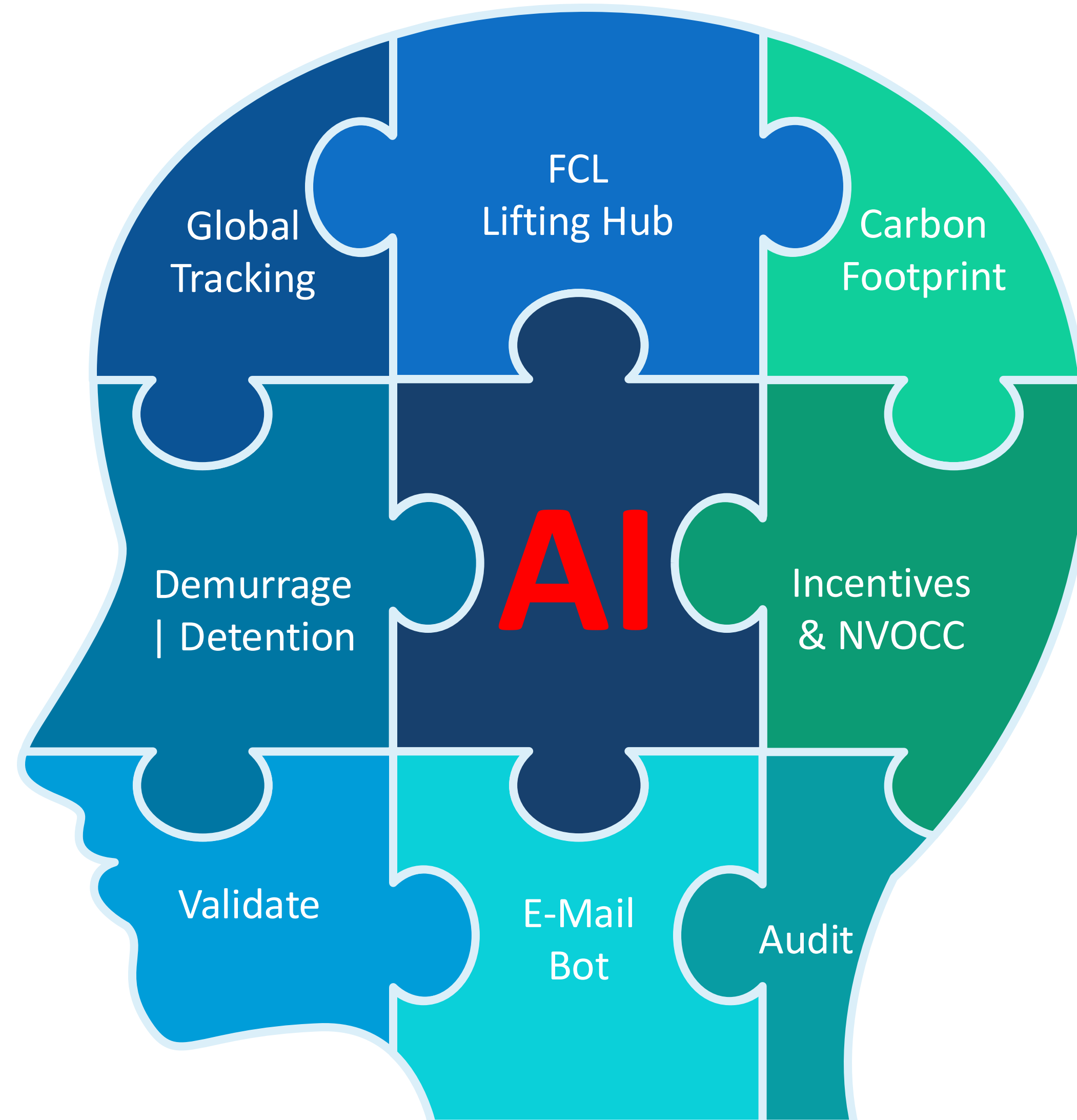
Port – Port Ocean Tracking, extendable to US-Inland Tracking

Demurrage | Detention

Manage Procurement & Sales Tariffs to control cost and independently invoice customers incl. alert functionality

Validate

Phase based validation model on demand of quality and plausibility



Carbon Footprint

Strategic collaboration with dedicated service providers to reduce carbon footprint and optimize cost

Incentives & NVOCC

Be in control of managing your contractual benefits, such as time-volume-to-cash, incentives, MF correctors, etc.

Audit

We help to prepare subcontractor audits, claims and reconciliation – based on validation model

E-Mail Bot

Where is my shipment – locate and automated quotations based on internal tariff setup

Pricing

our Products & Services
retaining a low cost model



PRODUCT PRICING

Ocean Freight Service Line

FCL Lifting Hub

€ 1,00

/document

- AI based OB/L OCR
- Modify data to standards
- Structure data by definition (i.e. Tradelane)
- Analytical Dashboard
- API Options
- Customizable against quotation

Consultancy Fee

€ 15.000

/year

Demurrage | Detention

€ 0,50-1,00

/container/alert

- Tracking data based
- Localization
- API Options
- Alert Functions
- Analytics

+ per User Fee

+ potential carrier fees

Consultancy Fee

€ 24.000

/year

Validate I+II

€

/item

- Accuracy
- E2E analytics of line-itemized supplier invoices

€ 0,65

/item

- Demurrage | Detention

Consultancy Fee

€

/year

Global Tracking

€ 1,25

/container

- Global Ocean Tracking based on Bill of Lading

€ 1,85

/container

- US-Inland Tracking

Consultancy Fee

€ 24.000

/year


VOLUME COMMITMENT

Flexible Pricing for transactional charges

FEATURES	> 25.000	> 50.000	> 75.000	> 100.000
FCL Lifting Hub	€ 0,85 / document	€ 0,55 / document	€ 0,52 / document	€ 0,50 / document
Global Ocean Tracking	€ 1,20 / container	€ 1,10 / container	€ 1,00 / container	€ 1,00 / container
US-Inland Tracking	€ 1,75 / container	€ 1,60 / container	€ 1,50 / container	€ 1,25 / container
Demurrage Detention	€ 0,50 – 1,00 / container / alert	€ 0,50 – 1,00 / container / alert	€ 0,50 – 1,00 / container / alert	€ 0,50 – 1,00 / container / alert
Validate I	€ / item	€ / item	€ / item	€ / item
Validate II	€ 0,60 / item	€ 0,55 / item	€ 0,50 / item	€ 0,50 / item

FCL

Lifting Hub



FCL Lifting Hub

1 hour to success

INSTRUCT

your service partners (shipping lines) to receive the e-B/L to a dedicated e-mail address in addition.

1

ADJUST

your corporate shipping instructions to receive the e-B/L to an additional dedicated e-mail address.

2

PAY

our Annual Service Fee to get instant access to your data and supply chain transparency features.

3

LEARN

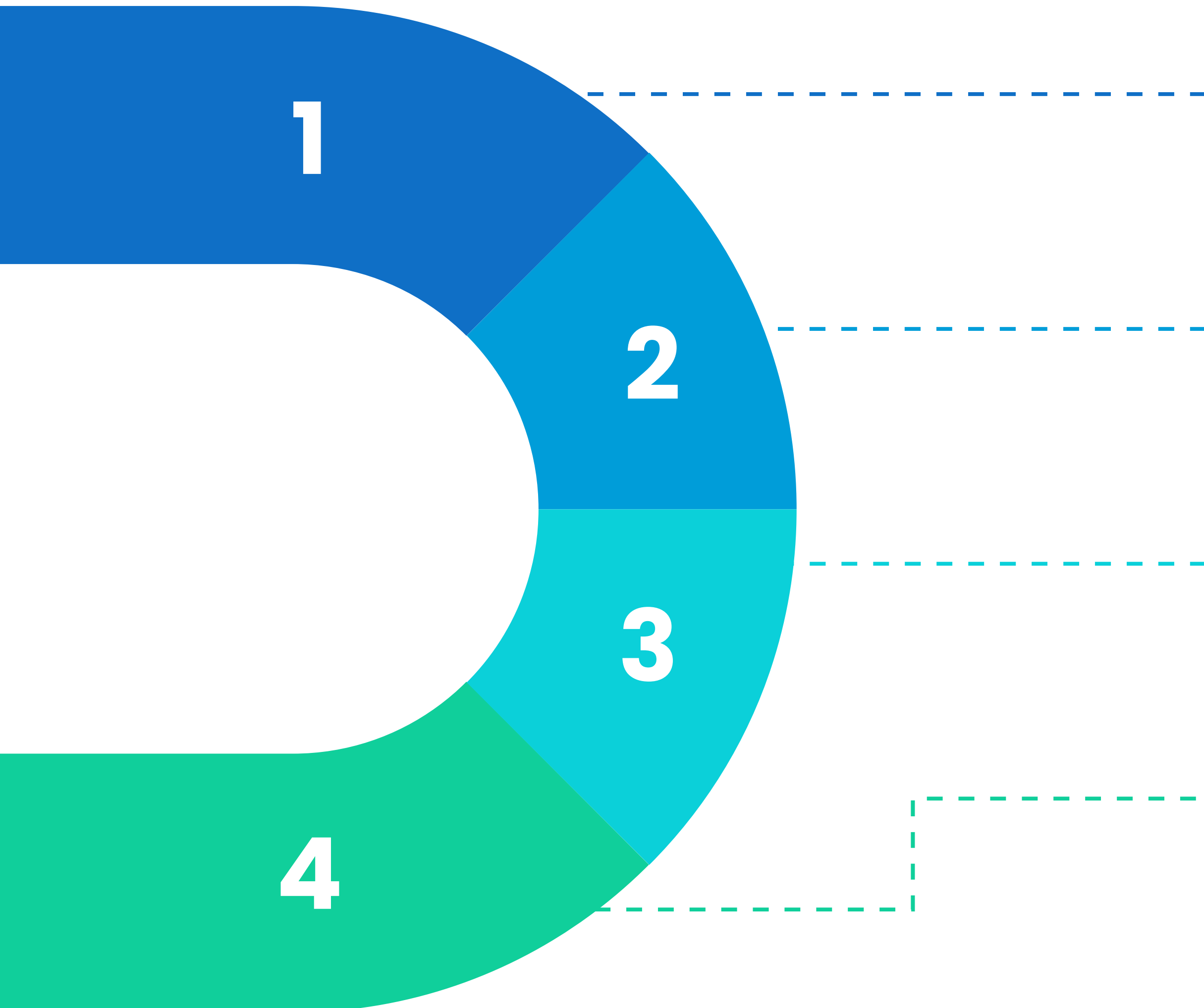
How to use our Dashboard and familiarize with your supply chain transparency features.

4



SIMPLIFIED PROCESS

no IT requirements by the customer – instantaneous available



ELECTRONIC OCEAN BILL OF LADING

- E-Mail PDF to centralized mailbox from all service providers
- Direct to FCL Lifting Hub >>> Event Validation
- Via Customer >>> w/o Event Validation

OCR & API

- AI based document / data extraction
- Machine Learning to improve quality
- Error-Log

STRUCTURE & STANDARDIZE

- Translate to international coding standards >>> validate
- Structure data to groups >>> i.e. Tradelane

DASHBOARD


- Standardized basic analytics
- Advanced analytics – customizing potential
- Upload targets – write off – compare
- Cargo Steering

DASHBOARD V.2

Functions Menu

 Management Dashboard 

 All TEU Production

 All Carrier Production


 Analytic Dashboard 


 Bill of Lading 


 Master data 

 Management Dashboard 

 Analytic Dashboard 

 Tradelane

 Trade Subregion



 Trade Region

 Port

 Bill of Lading 


 Master data 

 Management Dashboard 

 Analytic Dashboard 

 Bill of Lading 

 Bill of Lading list

 Bill of Lading upload

 Master data 

 Management Dashboard 

 Analytic Dashboard 

 Bill of Lading 


 Master data 

 Company list

 Carrier list


 Tradelane list


 Trade region list

 Trade subregion list

 Region list

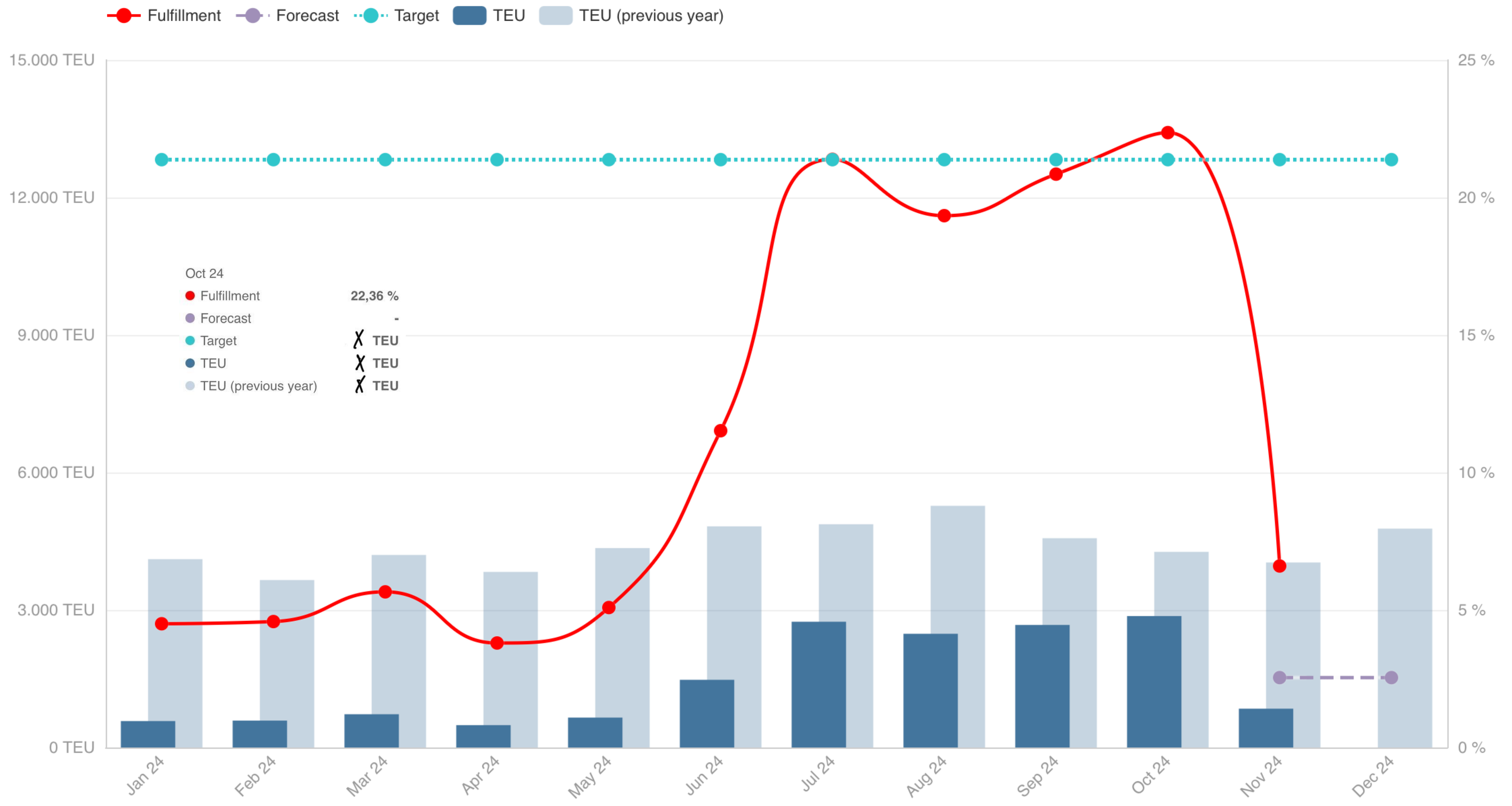
 Un/locode list

 Target list

 ISO Container list

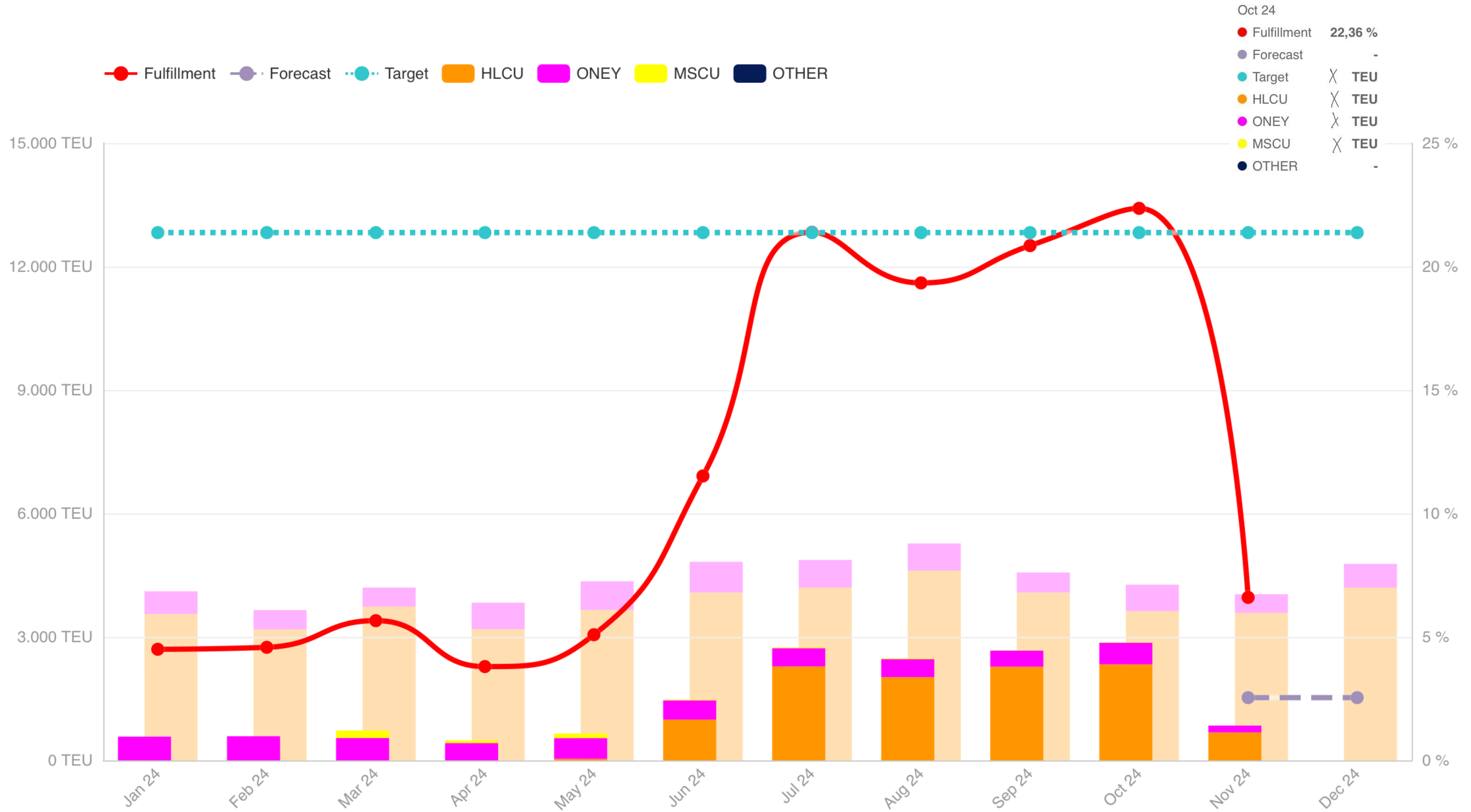
TEU

SHIPPED PERFORMANCE



CARRIER

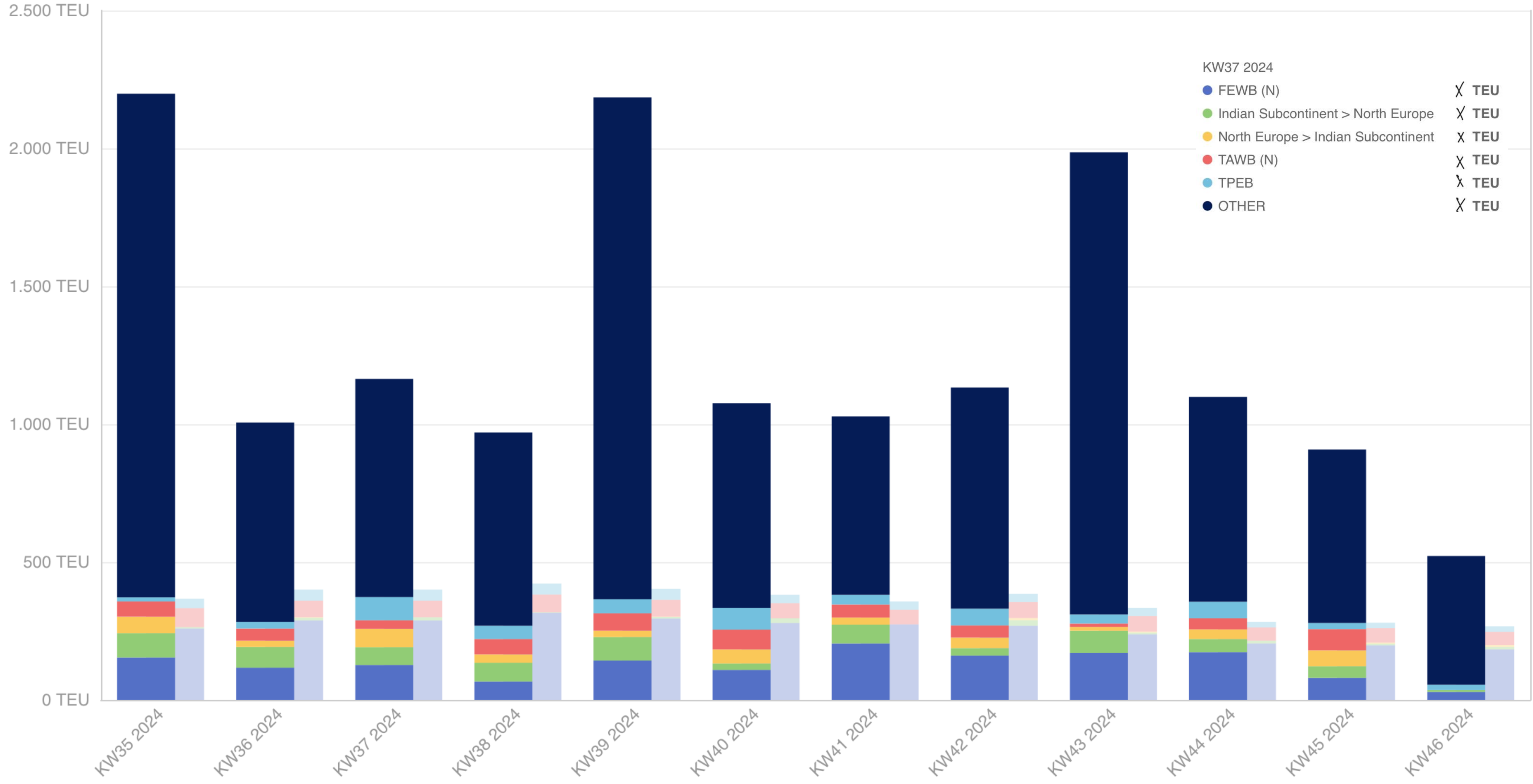
PERFORMANCE



TRADELANE

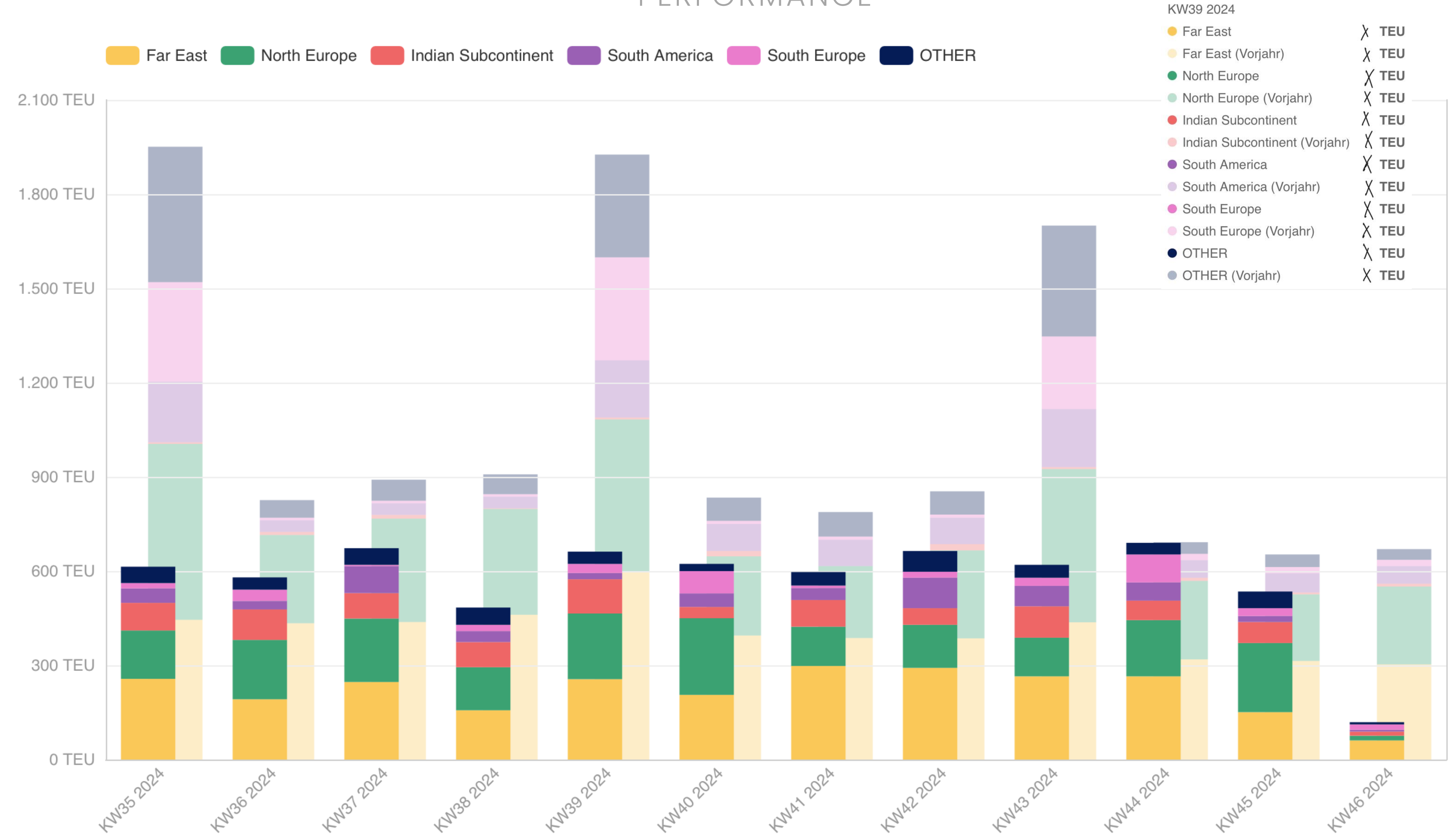
PERFORMANCE

■ FEWB (N)
 ■ Indian Subcontinent > North Europe
 ■ North Europe > Indian Subcontinent
 ■ TAWB (N)
 ■ TPEB
 ■ OTHER



REGIONAL

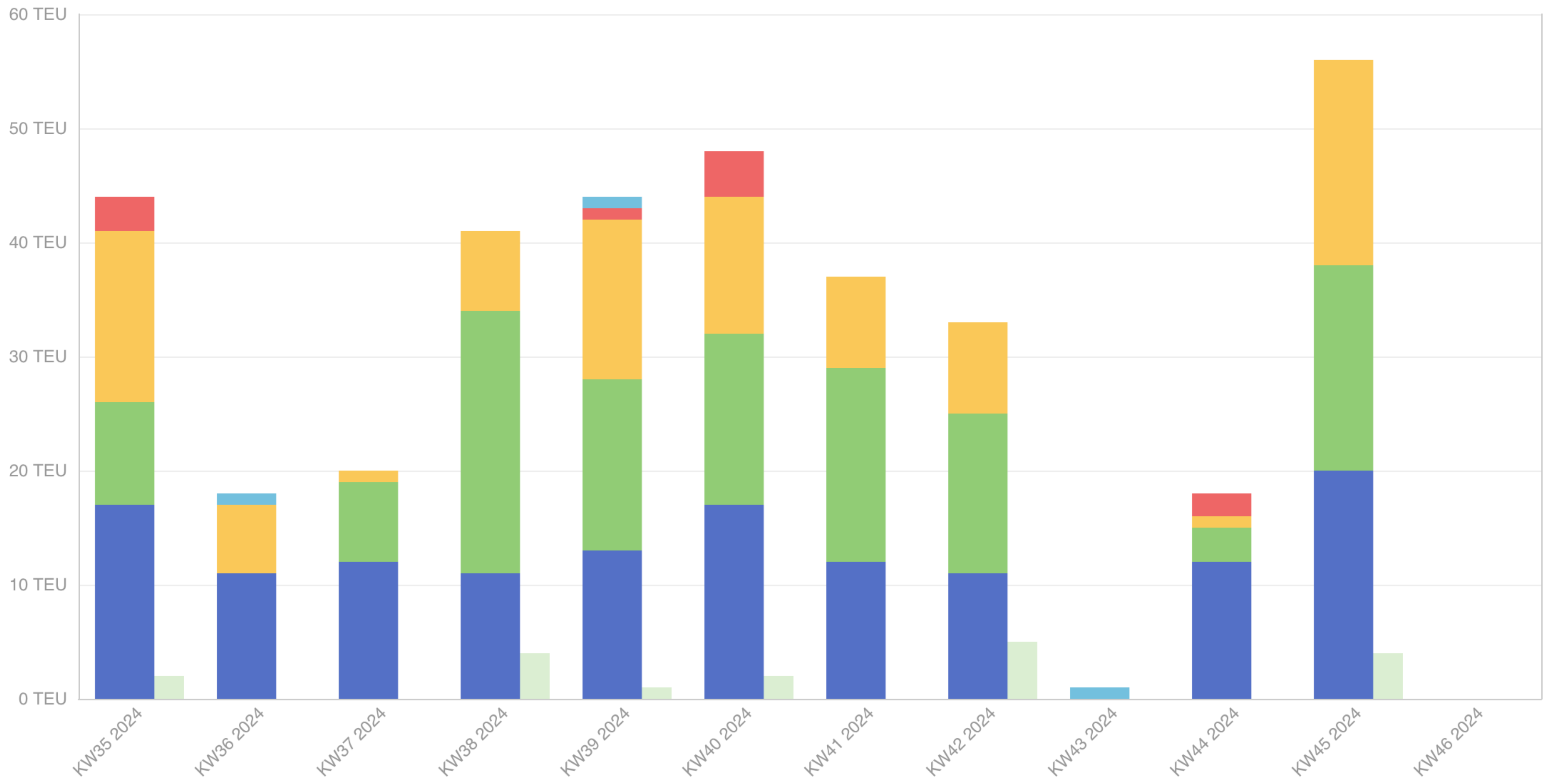
PERFORMANCE



PORT to PORT

PERFORMANCE

■ Charleston (USCHS)
 ■ New York (USNYC)
 ■ Norfolk (USORF)
 ■ Savannah (USSAV)
 ■ Port Everglades (USPEF)



E-Bill of Lading

API – PDF – UPLOAD

Company Lifting Hub

Management Dashboard > Analytic Dashboard > **Bill of Lading** > Bill of Lading list > Bill of Lading upload > Master data >

Search in: Bill of Lading | start date, end date: 26.08.2024 - 17.11.2024 | Status

Bill of Lading	Shipped on Board	Carrier	Subregion loading	Subregion discharge	Total TEU	Last modification	Status
B/L Numbers	09.11.2024	ONEY	North Europe	NORAM	2	12.11.2024 14:13	✓
	09.11.2024	ONEY	North Europe	NORAM	1	12.11.2024 14:13	✓
	09.11.2024	ONEY	North Europe	NORAM	2	12.11.2024 14:09	✓
	09.11.2024	ONEY	North Europe	NORAM	2	12.11.2024 14:09	✓
	09.11.2024	ONEY	North Europe	NORAM	2	12.11.2024 14:09	✓
	09.11.2024	ONEY	North Europe	NORAM	2	12.11.2024 14:09	✓
	09.11.2024	ONEY	North Europe	NORAM	2	12.11.2024 14:09	✓
	09.11.2024	ONEY	North Europe	NORAM	2	12.11.2024 14:09	✓

- Bills of Lading electronically received
 - via API / EDI
 - as PDF
- Complete list with status

- Manual up-load functionality
 - non-supported carriers
 - other criteria
- will be transfered to listing & dashboard
- might require machine learning for quality

Bill of Lading upload

AI

KLIPPA NATIF

File(s) 0 in queue

Filename

Drag and drop PDF files here to upload

or

+ Browse Files

MASTER DATA

here: TRADELANE LIST

Management Dashboard >

Analytic Dashboard >

Bill of Lading >

Master data ▾

▶ Company list

▶ Carrier list

▶ Tradelane list

▶ Trade region list

▶ Trade subregion list

▶ Region list

▶ Un/locode list

▶ Target list

▶ ISO Container list

filter data

search in
Name ▾

Tradelane typ ▾

Tradelane status ▾



<input type="checkbox"/> · Name ↑	Trade Region/Subregion loaded	Trade Region/Subregion discharged	Tradelane typ
<input type="checkbox"/> · Africa > Central America	Africa	Central America	Trade Subregion to Si
<input type="checkbox"/> · Africa > Far East	Africa	Far East	Trade Subregion to Si
<input type="checkbox"/> · Africa > Indian Subcontinent	Africa	Indian Subcontinent	Trade Subregion to Si
<input type="checkbox"/> · Africa > Middle East	Africa	Middle East	Trade Subregion to Si
<input type="checkbox"/> · Africa > NORAM	Africa	NORAM	Trade Subregion to Si
<input type="checkbox"/> · Africa > North Europe	Africa	North Europe	Trade Subregion to Si
<input type="checkbox"/> · Africa > Oceania	Africa	Oceania	Trade Subregion to Si
<input type="checkbox"/> · Africa > South America	Africa	South America	Trade Subregion to Si
<input type="checkbox"/> · Africa > South Europe	Africa	South Europe	Trade Subregion to Si
<input type="checkbox"/> · Central America > Africa	Central America	Africa	Trade Subregion to Si
<input type="checkbox"/> · Central America > Far East	Central America	Far East	Trade Subregion to Si
<input type="checkbox"/> · Central America > Indian Subcontinent	Central America	Indian Subcontinent	Trade Subregion to Si
<input type="checkbox"/> · Central America > Middle East	Central America	Middle East	Trade Subregion to Si



FCL
ANALYTICS GMBH

CONTACT US

Your trusted advisory company, servicing your demand during your journey from start to end.



SCAN ME

LOCATION

Hamburg – Germany
Vienna – Austria

LEGAL / DISCLAIMER

Please find all relevant info @
<https://www.invictus-adv.com/terms-conditions>

The C.A.U.S.E. Model is IP of Invictus.

GET IN TOUCH

Invictus Advisory UG
Hohe Bleichen 8, D-20354 Hamburg
+49-162-2780848
jochen.pirklbauer@Invictus-adv.com

MORE INFO

www.Invictus-adv.com



LOCATION

Weyhe – Germany

LEGAL / DISCLAIMER

Please find all relevant info @
<https://fclanalytics.de/de/TERMS-CONDITIONS-AGB/>

GET IN TOUCH

FCL Analytics GmbH
Westerheide 56, D-28844 Weyhe
+49-162-1307693
joerg.twachtmann@fclanalytics.com

MORE INFO

<https://fclanalytics.de/>

